



Porcupine Craft

A stack of colored paper (yellow, purple, green, blue) with a hand outline on the top sheet and a pencil.


Trace your hand over and over on several sheets of coloured paper.

A hand outline on a yellow sheet of paper next to a pair of scissors and several cut-out hand shapes in various colors.

Cut out all of your traced hands.

A hand cutout with two strips of tape on its back and a roll of tape next to it.

Arrange them hapazardly behind each other and stick them in place.

A hand cutout with a pink bow on its wrist and a pencil next to it.

Flip over and draw on Ms. Porcupine's face. You can even add her bow.

